



ALACO Ladder Company

888-310-7040 www.alacoladder.com
Fax - 909-591-7565
Email - sales@alacoladder.com

Library Ladder Estimate Form

How to order or get an estimate on your ladder

Complete all the information on this form and email or fax back all 3 pages.

We will contact you with an estimate or to arrange delivery of your Library Ladder and Track.

Contact _____

Company _____

Address _____

City _____ State _____ Zip _____

Phone _____ Fax _____


Email _____

1. Make Ladder Choices

Check all boxes that apply.

Specify Ladder

Staight



Bent
(To clear obstruction)

Specify Material

Material:

Wood Aluminum

Wood Type:

Birch Cherry Mahogany
 Maple Red Oak White Oak
 Walnut Alder Specify Other: _____

Wood Finish:

Unfinished Clear Stain to Match
 Specify Minwax Stain: _____

Wood Finish also select: Gloss Satin

Aluminum Ladder:

Aluminum library ladders come standard with no finish. Ladders can be powdercoated in the following standard colors. Optional colors are also available.

Matte Black Gloss Black Bronze
 Matte White Gloss White Specify Other: _____

Specify Handrails

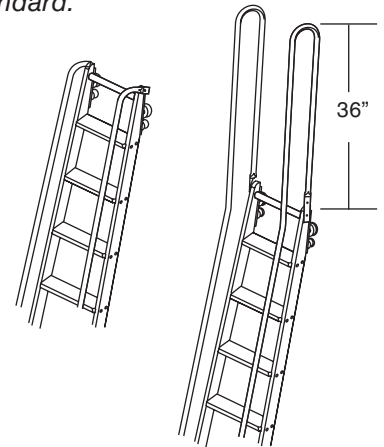
Handrails do not come standard.

Flush Handrails:

Left Side
 Right Side
 Both Sides

Extended Handrails:

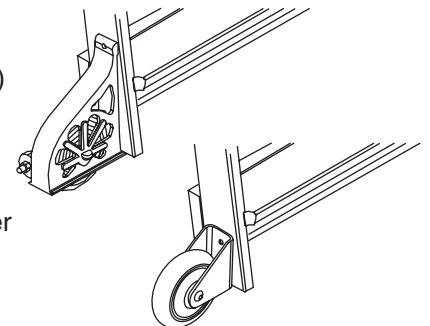
Left Side
 Right Side
 Both Sides



Specify Wheel Housing

Sunburst Pattern
(Wood Ladder only)

Contemporary
 Aluminum Ladder
 Wood Ladder





ALACO Ladder Company

888-310-7040 www.alacoladder.com
Fax - 909-591-7565
Email - sales@alacoladder.com

Library Ladder Estimate Form


Specify Hardware Finish

All hardware, including wheel housing, upper roller assembly, handrails, metal track (if ordered), brackets, braces and bolts will be done in this finish.

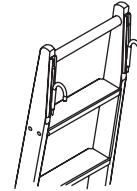
- Chrome: Polished Satin
- Nickel: Polished Satin Antique
 Polished Black
- Copper: Polished Satin Antique
- Brass: Polished Satin Antique
 Heavy/No Lacquer
- Bronze: Antique/Oil Rub
- Powdercoated Finishes:
- Matte Black Gloss Black
 Matte White Gloss White
 Bronze

Specify Upper Assembly


- Roller Assembly**
For affixed rolling ladder.



- Hook Assembly**
For a removable ladder.



- Optional Safety Tread**
No-slip tread added to all steps
(wood only)




2. Make Track & Bracket Choices

Check the box that applies.
See Step 3 for specifying Curved Tracks.

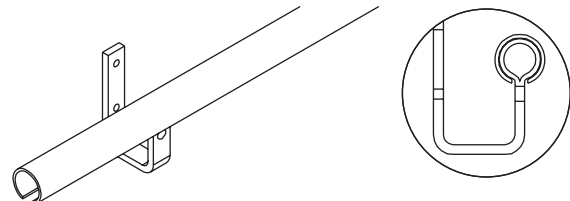
For Steel Tracks

Track and brackets to match specified hardware finish.
Brackets must be mounted no more than every 48".


- Vertical Brackets for Ladders
with Roller Assembly**




- Vertical Brackets for Ladders
with J Hook Assembly**



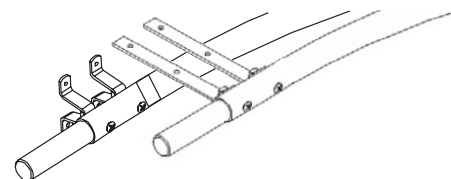
- Horizontal Brackets for Ladders
with J Hook Assembly**



- Horizontal Brackets for Ladders
with Roller Assembly**



- Steel Curved Track for Corners**
In 45° or 90°, with standard 34-1/2" radius.
Custom curves available.





ALACO Ladder Company

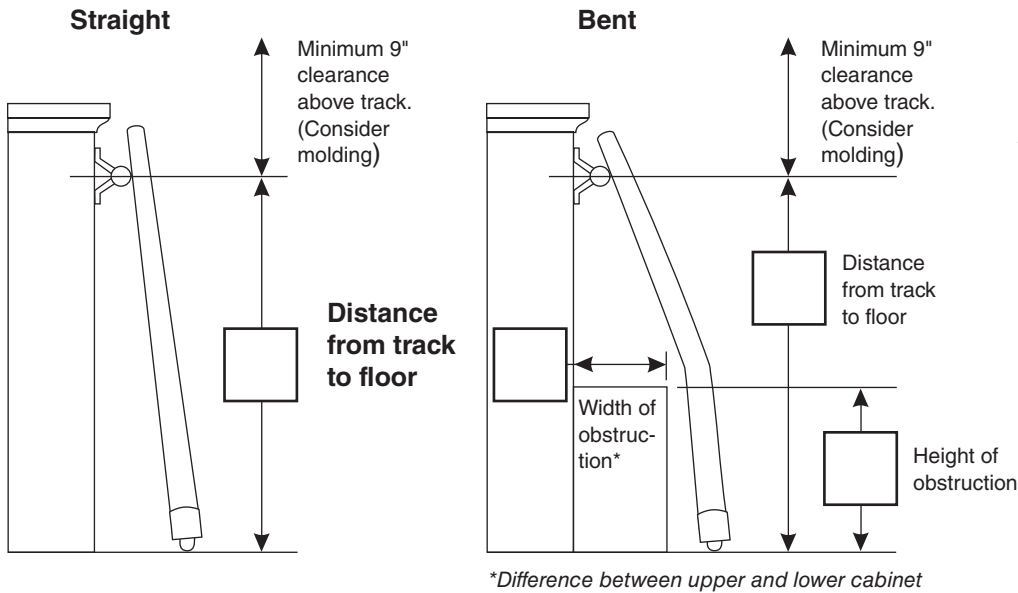
888-310-7040 www.alacoladder.com
Fax - 909-591-7565
Email - sales@alacoladder.com

Library Ladder Estimate Form

3. Provide Dimensions

Fill in all dimensions that apply.

Library Ladder Dimensions



Number of brackets supplied will be based on 30" spacing.

- Check here if mounting surfaces require more brackets.
- If you would like ALACO to assist you in figuring your dimensions, please check this box and fax us a separate sketch of your room or floor plans.

Track Dimensions

